

1772 AVE. DE LOS ARBOLES
PMB #J207
THOUSAND OAKS, CA 91362

Conejo Valley Quilters

Volume 23, No. 9

APRIL 2019

President's Message

Inside this issue:

Programs / Workshops	2
Speaker Spotlight	3
Quilt Guild News	
Activities	4
Philanthropy	4
Parliamentarian	4
4th Monday Quilting Party	4
Membership & Birthdays	5
Facebook	5
Sunshine & Shadows	5
Ways & Means	6
Sarah's Tips & Tricks	6
Calendar of Events	7
Advertisements	8
CVQ Board & Committees	8

A big thank you to all who have stepped up to volunteer to serve on the board and CVQ committees for the coming year, and a heartfelt thank you to all those who served this past year. Our new volunteers will be installed and take over their duties at our April meeting. The list of volunteers and positions for 2019-2020 will be in the newsletter and our CVQ webpage. Roz and I will be continuing as Co-Presidents for one more year, however, per our bylaws, we are only allowed to serve for two terms so we'll be looking for new volunteers for the Co-President positions next year.

Our next CVQ meeting will be Monday, April 15. Let's make our "Show and Tell" theme FLOWERS, in tribute to the beautiful wildflowers that are popping up all over Southern California. (As always, all quilts are welcome at show and tell, whether they depict flowers or not!)

There are a lot of things to look forward to this year—especially our Quilt Room and Garden Tour and Tea. We are in the process of setting a date and organizing the rooms and gardens. More information will be forthcoming, along with deadlines for quilt submissions and volunteer opportunities. Time to finish up those UFOs (both for Activities and for the Quilt Event!)

Are you planning on entering any of your quilts for the Ventura County Fair? I'm eagerly awaiting the 2019 Home Arts entry guide which will be published in April on the Fair's website at: <https://www.venturacountyfair.org/fair/entryguides/>

A "don't miss" is our annual *Quilt College* at our April 15 meeting, where you have an opportunity to see demonstrations on a number of quilting techniques including basting your quilt using boards, how to hand quilt without knots, binding by machine, transforming sample blocks into a pillow top, crumb quilt piecing, and quilting with leather!

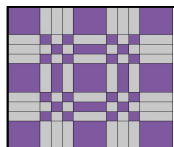
Who's up for a Road Trip? Coming up is "A Stitch In Time" quilt show presented by the VQG and SFVQA quilt guilds on May 4-5, more info at <https://quiltinginthevalleyshow.com/>, and "Quilts of the Central Coast" presented by the Seven Sisters Quilt Show guilds on June 29 and 30, more info at <http://www.sevensistersquiltshow.org/>

And don't forget to plan for our annual Philanthropy sewing meeting in May, sign up for Jennifer Rapacki's workshop in June, and get your best Aloha wear out for our Shave Ice Social in July!

Sherry Ramaila and Roz Thebaud
Co -Presidents

BOARD MEETING

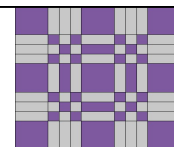
Next board meeting on
April 8. Chris Cole will host.



Programs Workshops

Joey Strait and Alison Rowe

Christine and Michael Gamron



April Meeting — 4/15/19

Quilt & Tool College

Come learn from our own quilting experts and expand your knowledge and skills!

Demo #1: *Basting a Quilt the Easy Way*

Never have to get on the floor again to baste a quilt! You will learn to either pin or thread baste your quilt using wooden boards while comfortably sitting at a table. Come see a live demo.

Nadine Cassady

Demo #2: *Hand Quilting with no Knots*

Come learn how to start and stop your quilting thread without a knot! You can also use the technique for starting or stopping any thread you are sewing or quilting with.

Nadine Cassady

Demo #3: *Crumb Quilt*

Do you have bits and bobs, leftover charm squares, jelly roll strips or any other small scraps of fabric? Of course you do! You don't want to toss them but they are too small to actually do anything with. That's where crumb quilting comes into play. With this technique you can use up all of those small bits of fabric to make beautiful, colorful fabric that you can use to make quilts, cushion covers, bags, table runners and more. It is fun and can get addicting. It is easy and stress-free.

Sandy Thomas

Demo #4: *Quick Pillow Cover with Hidden Zipper*

Do you have leftover quilt blocks? Turn them into a pillow with this fast method for making a zippered pillow cover.

Chris Cole

Demo #5: *Quilting on Leather*

I will be showing everyone the process of quilting on leather.

1. What type of leather works best.
2. What supplies are needed.
3. How to transfer a design to leather.
4. How to use a multi-layer process to achieve more a 3-D look.
5. How to use dyes and acrylic paints to enhance the quilting.
6. How to turn the finished quilted leather into a usable project like a journal cover, tote bag or purse.

Doug Sobel

Demo #6: *Machine Binding*

Short on time? Need a quilt that can handle rough kid treatment? Machine binding is the answer to both questions! In this Quilt

College Mini-Lesson you will learn how to complete your binding by machine and keep that polished finish on the edge of your quilt. No hand-sewing necessary!

Alison Rowe

April Workshop

No Workshop

May Meeting — 5/20/19

Lets' Make a Quilt Together

Joey Strait and Philanthropy Sew-In

May Workshop

No Workshop

June Meeting — 6/17/19

Jennifer Rapacki—Ancient Inspirations for Patchwork Patterns

June Workshop — 6/16/19

Jennifer Rapacki—Charm Pack Peekaboo Reverse Appliqué

Grab a charm pack from your stash and learn how to make reverse applique leaf shapes with really sharp points and smooth curved edges—no curved piecing required. The technique is a quilting adaptation of a couture Spanish Snap buttonhole resulting in Peekaboo fabric—A new twist on reverse applique! The class project can be a Table Runner, Mini Quilt or Mug Rug.

July Meeting — 7/15/19

Hawaiian Shaved Ice and Hula Social

Come in your best Aloha Wear and join us for shaved ice and a hula performance—and learn to do a hula yourself!

July Workshop

No Workshop

August Meeting — 8/19/19

Sandra Johnson—Quilting with Fabrics From Around the Globe

Sandra will take you on a journey along the quilt and sewing trail, beginning with the very first quilts and clothes she made, and her wish to honor her grandmother's sewing art. Sandra's workshops feature traditional, modern and art quilts, some of which rival cloth quilts in their intricacy. You will hear stories of some of the individuals who have influenced quilt designs to honor loved ones or their local culture, along with a few poets,

Speaker Spotlight

Jennifer Rapacki—June

The PC revolution was just beginning when Jennifer Rapacki entered the work world and she quickly found herself drawn to this new area. Her knack for quickly understanding new computer software and concepts led to diverse experiences in Computer Information Systems. She has worked with a wide variety of MAC, UNIX & Windows system software and hardware. She graduated from Purdue University in 1979 with a Bachelor's degree in Mechanical Engineering and then added an MBA from the University of Phoenix in 1985.


Jennifer left corporate America in 1999 having spent 20 years working as a computer engineer for major corporations: Westinghouse Electric, Lockheed Martin and Walt Disney Feature Animation. She then started helping small businesses with Web Site Design and Computer Consulting.

Beyond her technical skills, one of Jennifer's loves has always been working with fabric. She worked part-time as a Freelance Educator for Husqvarna Viking for several years (2002-2003) which allowed her to start merging her computer and sewing skills. In addition, she worked as a part-time scan tech/educator for Unique Patterns from 2003 to 2006.

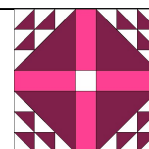
Learning to sew as a child, Jennifer has been working with fabric for over 40 years. Her skills include couture sewing, tailoring, quilting, and home dec. Because Photoshop is the primary design tool that Jennifer uses for web design, she also started using Photoshop as a design tool for her quilts. With Adobe's release of Photoshop Elements for home use, Jennifer started teaching Photoshop Elements to Quilters along with Electric Quilt which she uses to design block based quilts.

After her own quilt guild asked her to speak about what she was doing with inkjet printing on fabric at home and Electric Quilt, she started offering her lecture about Modern Technology for Quilters to other quilt guilds. Not everything Jennifer does in quilting involves using a computer tool. She teaches non-tech classes which include the [Weave That!](#) series using a fabric weaving technique, tatting and a new technique, [Peekaboo Fabric Reverse Applique](#), where she adapted a couture button hole technique, Spanish snap buttonhole, to quilt making and designed the acrylic [Peekaboo Fabric Tools™](#).

**REMINDER: The Newsletter Deadline is Saturday—
April 20.**



CVQ Guild News



Activities



CVQ 2019 Challenge

Our Challenge is well under way for 2019. The new Spring Challenge is to create a small quilt or table runner that uses Words! Inspirations include the fabulous new fabrics with words, a quilt with a message or a name (pieced or appliquéd). Another thing to try is free motion quilting a name or message. The Spring Challenge will be due at the June General Meeting. If you missed the Winter Challenge, I will accept late work. Pick a “new” block that you want to try with a theme color. Don’t forget the other levels on the Challenge including Philanthropy projects, personal UFOs and attending a workshop.

Happy Sewing!

Cathy Lory, (805) 428-1803
MTNCML@aol.com



Parliamentarian



We still have several key positions open for the 2019-2020 year: Historian and Library

The Historian position entails taking pictures at the meetings, maintaining the photography waivers signed at the meetings, taking pictures at other CVQ events, and emailing photos to our CVQ website and Facebook chairs. Fairly simple, and can be done by two people.

The Library position entails bringing the library books to meetings and checking books in/out for members, maintaining the inventory, ordering new books, providing a book report on new books at meetings, and forwarding new book info to our CVQ newsletter, website and Facebook chairs. This job, too, is fairly simple. We currently have 4 crates of books but these can be winnowed down to 2-3 crates. You can also enlist other people to take home a crate and bring back the following month.



Philanthropy



Philanthropy delivered 10 quilts on March 22, 2019—five each to *James Storehouse* and *Many Mansions*. You can see photos of the quilts on the Conejo Valley Quilters website.

Lisa and Kathy welcome any feedback you would like to provide regarding improvement to the Philanthropy Quilt Kit process. Is there something missing that you would like to see? Or is there an opportunity to make it more efficient or easier to match your needs? Tell us in person or send an email.

Check out the 4th Monday Sewing Party date and location in the Newsletter. Kathy Dobner attends regularly so you can drop off completed Philanthropy quilts. If you want to pick up a kit, send an email to either Lisa or Kathy so it can be ready for pick up. It’s also a chance to chat with some friendly quilters.

Lisa Shepherd and Kathy Dobner

4th Monday Sewing Party 2019

Come sew with us at the 4th Monday Sewing Party on **April 22, 2019**, 10:00-4:00 at the Municipal Service Center, 1993 Rancho Conejo Blvd., Newbury Park, 91320. The focus is on FUN and FRIENDSHIP. Feel free to work on whatever you want, philanthropy or personal projects. Bring everything you need to sew for the day.

The remaining dates in 2019 are *April 22*, (no May—Memorial Day holiday), *June 24*, *July 22*, *August 26*, *September 23*, *October 28*, *November 25*. For more information, contact me at j_9@sbcglobal.net or 818-802-0628. See you there.

Janine Mansell

Membership News

Lynn Jurss

We currently have 85 members including 7 honorary members (shop owners).

Forty-five members and two guests attended the March meeting where Larry Gonzales shared impressive results with Retro Clean products and tips on how to clean and store vintage quilts and textiles.

Lynn Jurss

Happy Birthday!



A
P
R
I
L

Robin Deyo-Cook	4/3
Christine Gamron	4/5
Eileen A. Alber	4/9
Julie Snow	4/14
Chris Stout	4/15
Monica Sayre	4/19
Donna Wood	4/22

FACEBOOK

Please help make CVQ visible to all your friends by liking our page, posts and shares. Commenting on our posts helps keep them active in your news-feed. Like & Share! Jul_snow@hotmail.com


Julie Snow



SUNSHINE & SHADOWS

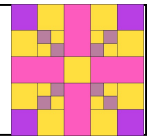
We are happy to report that Charlene Van Ommeren is on the mend after a bit of a scare. She suffered a mild stroke early in March and found herself back in the ER a few days later after suffering another. Please keep her in your thoughts and prayers—we hope to see her soon. If you know her, feel free to ship her an email or a personal "get well" note of your own. One has been sent on behalf of all of her quilting friends.

We all have triumphs and troubles. Some are private and personal, while others invite celebration and consolation. CVQ cares about each of you! If you know of a member who would love kudos or comfort, please contact Monica Sayre, 818-917-0389 or masayre77@gmail.com. A card or e-card will be sent and, if appropriate and desired, a notice written in the following newsletter.



Ways & Means

Rosanne Lieban and Janet Hinderer



Congratulations to all of the lucky March Winners! We made \$160.00 in sales. Thank you to all who participated in Ways & Means.

Rosanne and Janet

Donation	Donated by:	Winner
Flynn Quilt Machine & Pins	Guild Member	Sara Lord
2 tickets for the Long Beach Quilt Show	Long Beach Quilt Guild	Kathy Dobner
Book & Moda Fabric	Cotton & Chocolate	Laura Donahue
Amish Quilt in a Day Book & Fabric	Guild Member	Ellen Rankin
Spring Fabric & Pattern	Guild Member	Michael Gamron
Scrap Fabric Jelly Roll & Pattern	Guild Member	Robin Deyo-Cook
Opportunity Quilt	Josie Prell	Peggie Eichhorn

Ways & Means is one of the most important ongoing fundraisers of our Guild.

Thank you for being supportive by buying tickets at each meeting and by shopping at the local area quilt shops that provide donations.

Your personal donations of new or nearly new quilt related items are always greatly appreciated. Just drop off your items at our table in the back.

Thank you!

Sarah's Tips & Tricks


Cutting aluminum foil with your rotary cutter can help sharpen the blade and remove nicks that cause cutting skips.

- ◆ Tear off a piece of aluminum foil approximately 12 inches long.
- ◆ Fold piece in half.
- ◆ Working from narrow end fold in half, then in half again.
- ◆ This creates an oblong about 3" X 6", eight layers thick.
- ◆ Cut narrow pieces 1/8-1/4" thick the length of oblong with your rotary cutter.
- ◆ After the aluminum foil oblong is shredded, nicks on blade should be gone or reduced and blade sharper.

This tip won't turn a dull blade sharp, but definitely helps reduce or eliminate nicks and blade skipping.



Calendar of Events



April 5-7, 2019: 24th Annual Best of the Valley Quilt Show, A Regional Show of Quilts and Cloth Dolls, McDermont Field House, 365 N. Sweet Brier, Lindsay, CA. 10am-4pm, Friday and Saturday; 10am-3pm, Sunday. **FEATURED ARTIST:** Carmen Friesen of Strathmore, CA. Judged and Juried Quilt Show with over \$4000 in cash awards; Cloth Dolls, BOTV "Valley Agriculture" Challenge Quilts, **LARGE** Vendor Mall, Quilt Appraisals, Big/Little Quilt Sale, 2017 Sacred Threads Traveling Exhibit, Viewer's Choice Awards, On-site Food, Special Categories for Quilters 80 and older & Quilters Under 18, General Admission: \$10 daily, \$15 for 3-day pass. Children under 12 free, when accompanied by an adult. For more show or entry information go to www.botvquilts.com or contact Suzanne Kistler, Show Chairman (559) 936-2204

April 11-13, 2019: Desert Quilters of Nevada Las Vegas Quilt Show, Henderson Convention Center, 200 Water St., Henderson, NV 89015. Raffling two Bernina sewing machines, 230+ quilts on display in judged show. www.dqnv.com

April 13-14, 2019: Quilters By The Sea presents, *Color Your World Quilt Show*, EXPO Arts Center, 4321 Atlantic Ave., Long Beach, CA. Sat.: 9am-55pm; Sun.: 9am-4PM

April 25-27, 2019: 5th Annual Quilt, Craft & Sewing Festival, Big Fresno Fairgrounds, Industry Commerce Bldg., 4500 E. Kings Canyon Blvd., Fresno, CA 93702. Free Admission. For additional info: www.quiltcraftsew.com

April 26-27, 2019: Orange County Quilters Guild Quilt Show, Anaheim First Christian Church, 520 W South Street, Anaheim, CA.. Preview night: April 25, 6-8:30 pm

May 18-19, 2019: Carquinez Strait Stitchers Quilt Show *Spring on the Straits*. It will be held at the Historic Benicia Clock Tower, a fortress built in 1859, with incredible views of the Carquinez Straits and Suisun Bay. We are very excited about this show! There will be quilts, wearable art, vendors, a "Country Store", refreshments and a chance to win our beautiful Opportunity Quilt which will be raffled off on Sunday. We are proud to present our featured artist, Judy Arrants, whose inspiration for her awesome quilts has come from her adventurous world travels.

May 18-19, 2019: Antelope Valley Quilt Association's Quilt Show & Auction, 42nd Annual Show: "Desert Blooms", Antelope Valley Fairgrounds, Van Dam Pavilion, 2551 West Ave. H, Lancaster, CA. Sat.: 10-5PM; Sun.: 10-4PM. Admission: \$10.00 for the weekend. Auctions on Saturday & Sunday at 1:30pm. Featured Quilter: Lois Johnson, Opportunity Quilt, "Desert Blooms," made by Tiffany Hayes from her pattern, "GAIA", Tickets for sale at the show,

\$1.00 or 6 for \$5.00; Opportunity Drawing for BabyLock Jazz Sewing Machine; Vendors; Make & Take Classes; Demos; Quilters' Boutique; Guild Member Treasures Sales. Contact: Jamie Harrington, (661) 754-5019

jharrington@earthlink.net Website: www.avqa.org

June 22, 2019: Orange Grove Quilters Guild Luncheon and Home Tour—*Perfectly Peachy Home Tour and Luncheon*, Location: Miles Square Golf Course, Fountain Valley, CA. Time: 10AM

June 29-30, 2019: Seven Sisters Quilt Show, Alex Madonna Expo Center at the Madonna Inn, 100 Madonna Road San Luis Obispo, CA. Sat.: 9AM-5PM; Sun.: 9AM-4PM. Admission: \$10.

Bulletin Board


*This space available for
members wishing to
place a free ad or post.*

Cotton & Chocolate

Marilyn & Jerry Petersen
Owners

Store: 805-241-0061
 Fax: 805-520-3434
 1724 Avenida De Los Arboles #E
 Thousand Oaks, CA 91362
www.cottonandchocolate.com
jerry@cottonandchocolate.com
marilyn@cottonandchocolate.com

Quilt Company



CVQ Board & Committee Members

CO-PRESIDENT	Roz Thebaud email: thebsk82it@aol.com	805-520-1377
	Sherry Ramalla email: sherryzzz@yahoo.com	805-427-2606
VP PROGRAMS	Alison Rowe	805-428-4408
& Workshops	OPEN Chris Stout	805-231-0297
Site Management	Janine Mansell Josie Prell	818-889-0118 818-917-0884
VP MEMBERSHIP	Lynn Jurss Audi Marshall	805-497-1294 805-407-1717
Hospitality	Nadine Cassady	805-498-8042
Mini Groups/4th Monday	Janine Mansell	818-889-0118
VP WAYS & MEANS	Janet Hinderer Rosanne Lieban	805-498-4742 805-279-3195
VP ACTIVITIES & EXCHANGES	Cathy Lory Pauline Matthews	805-493-1901 805-499-0107
Block Party/Charm Exchange	Diane Wainwood	805-241-6967
Philanthropy	Lisa Shepherd Kathy Dobner	805-469-1272 805-498-9336
VP INFORMATION/PUBLICITY	Claudia Pederson	805-492-3940
Historian	OPEN	
Internet	Chris Cole	805-558-7760
Library	OPEN	
Newsletter	Barri Breeden email: barribre@pacbell.net	805-523-0582
CORRESPONDING SECRETARY	Monica Sayre	818-917-0389
PARLIMENTARIAN/SCCQG	Monica Sayre	818-917-0389
RECORDING SECRETARY	Donna Wood	303-902-5989
TREASURER	Sarah Hart	209-483-1988
STORAGE UNIT	Cathy Lory	805-493-1901

 **QuiltersResources.net** 

Your One Stop for All Things Quilting!

QuiltersResources.net has become the largest resource for quilters on the Web with over **1300 events** and **over 4000 sewing and fabric stores** listed, and the number keeps growing! Click on the links to see what's happening in your area.

DIRECTIONS TO ASCENSION LUTHERAN CHURCH
1600 East Hillcrest Drive, Thousand Oaks, CA 91362

From Agoura Hills (or south): Take 101 freeway north and exit at Rancho Rd. (Exit 43A); turn right onto S. Rancho Road. Turn right on E. Hillcrest Drive. Drive about half mile and church is on your right.

From Ventura (or north): Take 101 freeway South and exit at Rancho Rd. (Exit 43A); turn left onto S. Rancho Road. Turn right on E. Hillcrest Drive. Drive about half mile and church is on your right.

**Visit our updated
website for more
information on:**

- Workshops
- Local Events
- Block Party
- Quilt Photos

www.conejovallquilters.com



NOTICE...
Meeting Dates

Conejo Valley Quilters meet on the **3rd Monday of each month** at the Ascension Lutheran Church, Thousand Oaks. The Social begins at 6:30 p.m. and the General Meeting begins at 7:00 p.m. Guests are always welcome. Members are encouraged to arrive early.

2019 Meeting Dates

April 15, 2019

May 20, 2019

June 17, 2019

July 15, 2019

August 19, 2019